



# AK DURABLE SUPPLY CO.

2023-2024  
PROVISIONAL  
PRODUCT GUIDE





**FOILBOARDS** PG 04

**HYDROFOILS** PG 14

**HARNESSES** PG 22

**BOOTS & BINDINGS** PG 36

**FINS** PG 46

**TRACTION** PG 56

**BAGS** PG 64

**SAFETY** PG 72

**MERCH** PG 82



# FOILBOARDS

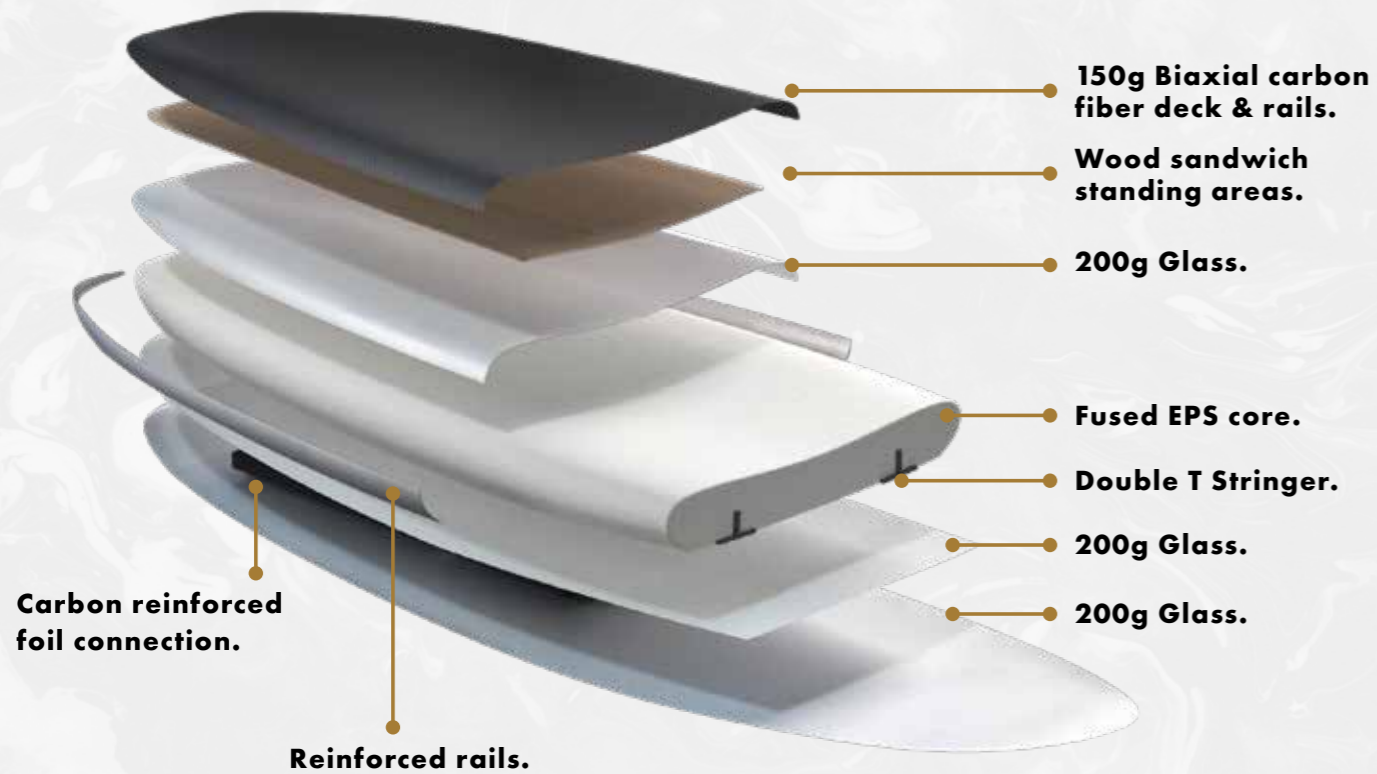
# ACTIVE CARBON

Featured in the Phazer, Nomad, and Compact.

Active Carbon deck & lightweight core.

Wood sandwich standing areas.

Heavy-duty foil connection.



## ACTIVE CARBON CONSTRUCTION OVERVIEW

Covering a lightweight fused EPS core, the Active Carbon construction creates an extremely strong and stiff standing area.

The 45-degree carbon orientation generates active torsional reflex, for immediate response to rider input.

The heavy duty foil connection carries the load of the foil and provides direct feedback from the foil to the rider.

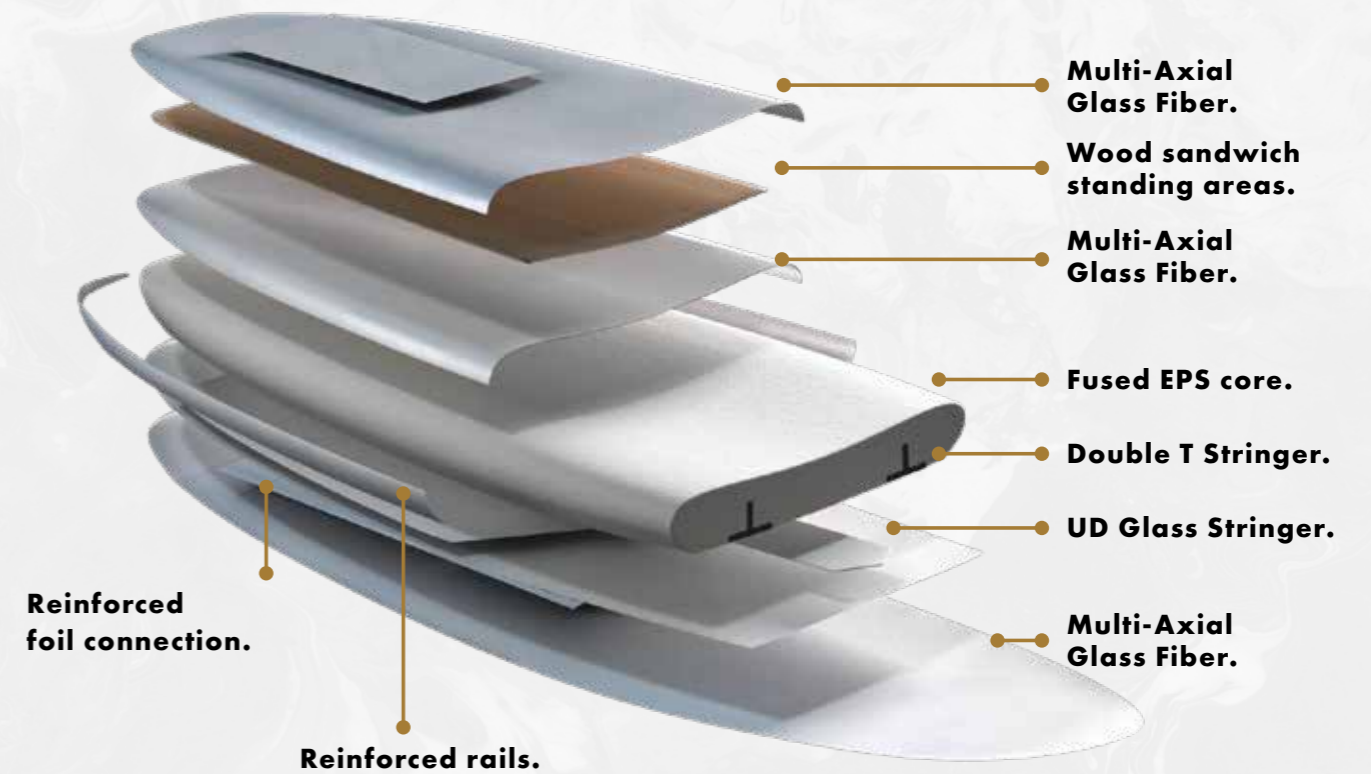
# DURATECH

Featured in the Phazer Duratech.

Durable composite shell & lightweight core.

Wood sandwich standing area.

Heavy duty foil connection.



## DURATECH CONSTRUCTION OVERVIEW

Covering an ultra-lightweight fused EPS core, the durable composite shell optimizes durability while minimizing weight.

The wood sandwich standing area creates additional strength in the standing area and works together with the T-Stringers on the bottom deck to enhance stiffness.

The foil connection features a heavy duty high-density load plate, which carries the load of the foil and connects it to the top deck for a direct connection between the foil and the rider.

NEW

# PHAZER - ACTIVE CARBON

v4


Carving oriented shape with a surf outline.

Convex nose area for soft touchdowns.

Hard release tail for early planing.

From surfing to pumping, to all-around kite foil cruising and progressive winging, the Phazer is an ultra-versatile performance foilboard designed to maximize your time on the water. The perfect companion for foiling at every

level, each size is optimized to cater to a wide range of users across categories, with a consistent feel underfoot making it easier to size up or down.



### AVAILABLE IN

- 30L** 4'3" x 19.25" x 2.8"
- 36L** 4'6" x 20.25" x 3"
- 46L** 5'0" x 21.25" x 3.2"
- 55L** 5'1" x 23" x 3.4"
- 65L** 5'2" x 24" x 3.8"
- 78L** 5'4" x 25" x 4.1"
- 90L** 5'6" x 26" x 4.4"
- 110L** 5'10" x 28.5" x 4.6"
- 140L** 6'2" x 30" x 5.2"

### KEY UPDATES

- Narrower tail, increased tuck, and longer relative waterline for improved glide.
- Increased tail rocker and nose rocker for improved touch downs.
- 4'0" / 25L size discontinued.
- 5'1" / 55L size added to range.
- 5'3" / 65L updated to 5'2" / 65L

NEW

# PHAZER - DURATECH

v4

Carving oriented shape with surf outline.

Convex nose area for soft touchdowns.

Step tail to reduce tail catching.

The Phazer 5'10" and 6'2" provide a stable platform for light wind winging or the heavier rider. The harder release edges, stepped rail, and flatter rocker get the Phazer

planing early. The wide tail creates a stable platform when light wind gliding or sub-planing with the deep step in the tail reducing catching when pumping.



### AVAILABLE IN

- 110L** 5'10" x 28.5" x 4.4"
- 140L** 6'2" x 30.25" x 5"

### KEY UPDATES

- Same size and shape as v3.
- Updated v4 graphics.

**NEW**

# COMPACT WINGBOARD

v3

**Maneuver oriented shape with a parallel outline.**

**Wide top rails with a high apex rail for stability.**

**Narrow bottom for high-speed turning.**

The Compact has been fully optimized for wingboarding, with its highly concentrated volume, and low swing weight. Perfect for intermediate to advanced wing riders in lighter conditions, the stable platform and centralized volume create a board that is easy

to throw around when jumping and doing progressive maneuvers. The high apex rail maintains the feel of a narrow board, with stability provided by the additional width when not planing.



## AVAILABLE IN

<b>36L</b>	4'2" x 19.75" x 2.8"
<b>46L</b>	4'4" x 20.75" x 3.5"
<b>58L</b>	4'6" x 22" x 3.9"
<b>74L</b>	4'8" x 23.25" x 4.7"
<b>85L</b>	4'10" x 24.5" x 4.9"
<b>105L</b>	5'2" x 26.5" x 5.3"

## KEY UPDATES

- Updated from Carbon Innegra to Active Carbon.
- Optimized profiles & new graphics.



NEW

# NOMAD - ACTIVE CARBON


**Lightwind wingboard & downwind crossover foilboard.**

**Intuitive stability, control & maneuverability.**

**Lightweight & durable Carbon construction.**

The all-new Nomad is an intuitive and stable lightwind and downwind crossover foilboard with effortless gliding capabilities. Perfect for catching long drawn out waves, downwinding, or getting up on the foil in the lightest wind with your wing.

With its optimized length and width, the Nomad features a parallel outline, volume distributed for flight, and a forward foil position that will allow you to keep the same stance as you paddle for take-off, and get up on the foil.



**AVAILABLE IN**

- 90L** 6'6" x 20.5" x 5.2"
- 115L** 7'0" x 23" x 5.4"
- 135L** 7'6" x 24.5" x 5.6"

NEW

# ARCADE - DURATECH

**Versatile pump foilboard for riding with or without straps.**

**Durable construction with a super stiff deck.**

**Concave deck with bevelled rails & convex nose.**

The all-new Arcade foilboard delivers a high energy pump, wake, and tow foiling experience. The versatile performance shape featuring a concave deck with bevelled rails and a convex nose creates an incredible connection with the board, whether you're riding strapped or strapless.

The low tail rocker and flat center rocker optimize early planing, with increased nose rocker for easy touchdowns. The narrow tail optimizes the high speed edging ability, while the central wide point and wider nose maintain the ease of use.



**AVAILABLE IN**

- 12.6L** 42" x 17.7" x 1.45"
- 108 x 45 x 3.7cm



# HYDROFOILS



# MODULAR HYDROFOIL PERFORMANCE

The modular foil platform considers the evolution in foiling to allow riders to customize their setup.

From the very first ride and lower speed performance to the most technical riding abilities with longer masts and higher speed wings, the modular foil platform is designed to meet the needs of riders at every level across different sports.

## BASE PLATE & SHIM

0 Degree base plate and 1.5 Degree shim option to suit surf and kite use respectively.

## TAPERLOCK MASTS

Aluminum: 50 - 95cm  
Carbon Plus: 78 - 90cm

## NEW STABILIZERS

Trimable stabilizers, ranging from the 260 - 340 Mustache, to the new G10 160 - 220 Arc Down wings.

## NEW REAR FUSELAGES

Available in 26.5, 31.5 and 36.5cm, compatible with the Tracer and Plasma.

## NEW - TAPERLOCK STEALTH FUSELAGES

Low oscillation and high stability, available in 61, 66, and 71cm, and compatible with the Trek.

## NEW FRONT WINGS

Ranging from 650 to the 2050cm<sup>2</sup>, the wing range will take you from light wind kiting progression to performance wave riding, and winging.

# BASE PLATE

The streamlined 0 Degree aluminum base plate absolutely minimizes drag when you're getting going or touching down, while creating a solid connection to the mast via the M8 double bolt connection.

12mm slots enable micro trim adjustment when not being used in a track system, while the open ends make the plate much quicker and easier to fit when being used in a track system.

# STABILIZERS

## MUSTACHE

Ranging in size from 260 - 340, the trimmable mustache rear wings provide directional stability.

## NEW

## G10 ARC DOWN

The G10 160, 180, 200, and 220 arc down stabilizers are ideal for highly efficient pump and glide, high speed, and pivoting turns. The G10 construction provides strength, stiffness, and durability.

# REAR FUSELAGES

## NEW

The Plasma and Tracer hydrofoil series feature a structurally integrated blended front wing and fuselage, resulting in unparalleled hydrodynamic performance. The fluid dynamics of the blended wing construction result in a much stiffer and efficient structure, which will have you hydrofoiling with intuitive ease.

These integrated wings are paired with rear fuselages, available in 26.5, 31.5, and 36.5cm lengths.

# FUSELAGES

## NEW

## 61cm STEALTH FUSELAGE - TAPERLOCK

The shorter fuselage offers high maneuverability and more efficient pumping, with its shorter cadence, compared to the 71cm fuselage.

## 66cm STEALTH FUSELAGE - TAPERLOCK

The mid-length 66cm fuselage offers the perfect balance of stability and maneuverability.

## 71cm STEALTH FUSELAGE - TAPERLOCK

The longer effective cadence of the 71cm fuselage provides a more stable platform, for general freeride use and progression.

# MASTS

## NEW

## ALUMINUM - TAPERLOCK

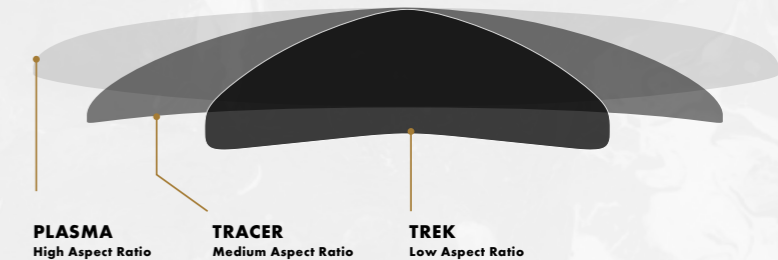
The bombproof aluminum masts are available in 5 sizes: 50 / 60 / 70 / 80 / 95cm.

## CARBON PLUS HOLLOW CORE - TAPERLOCK

The ultra-high modulus lightweight carbon plus hollow core masts are available in 3 sizes: 78 / 85 / 90cm.

Stiffness Rating: 10/10.

# FRONT WINGS



NEW

# PLASMA High Aspect Foil Series v2 Featuring TaperLock

High aspect foil for pump, glide & higher speed.

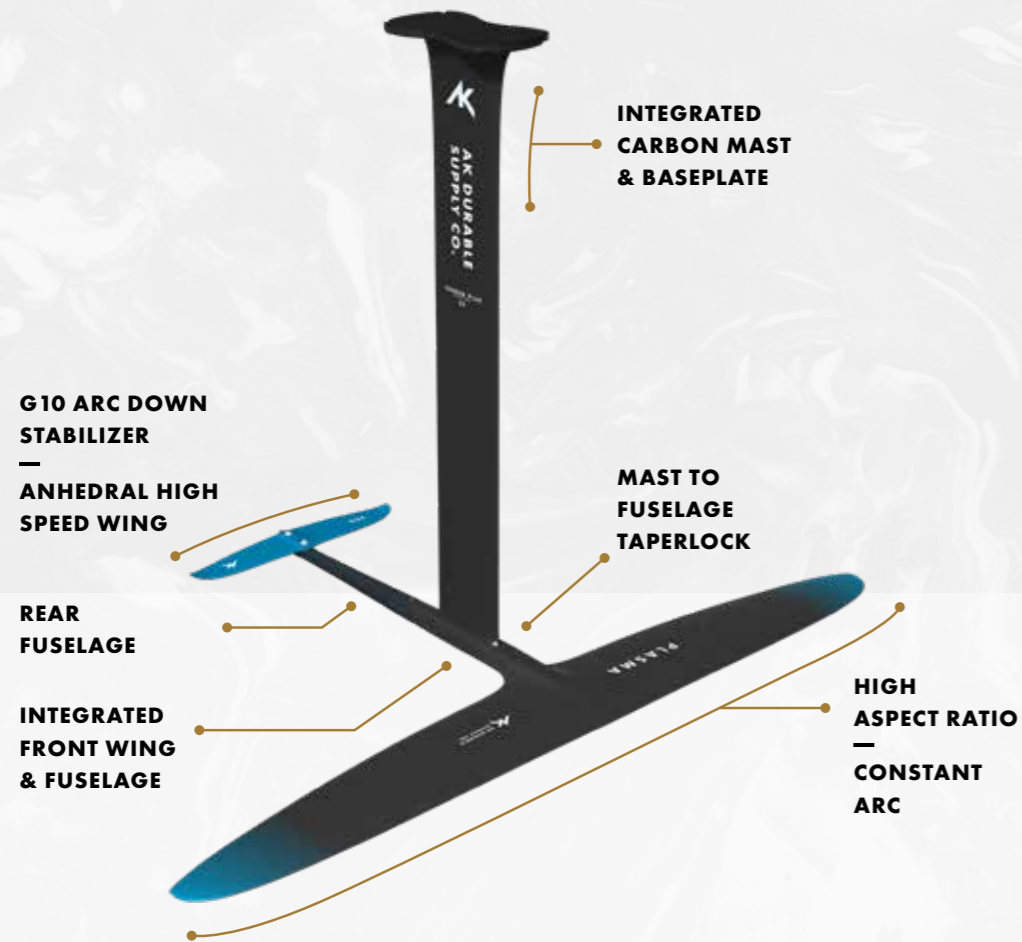
Arc down stabilizer for efficiency & pivoting turns.

Modular aluminum rear fuselage.

Re-engineered from the ground up, the Plasma was developed for chasing the fastest ocean swells or pumping with infinite glide to deliver an extremely high-performance ride, without compromise.

### KEY UPDATES

- Upgraded from independent front wing and fuselage to an integrated front wing and fuselage.
- All new stiffer TaperLock mast to fuselage connection.
- Rear Fuselages available in 3 sizes.
- G10 rear stabilizers.



FOIL USER GUIDE	KITE	WAKE/TOW	SURF/PUMP	PUMP	WING	SUP
Plasma v2 1600 - Carbon TaperLock	N/A	N/A	80 - 100kg	70 - 85kg	70 - 85kg	65 - 85kg
Plasma v2 2050 - Carbon TaperLock	N/A	N/A	N/A	75 - 105kg	80 - 100kg	65 - 85kg

NEW

# TRACER Medium Aspect Foil Series v3 Featuring TaperLock

Medium aspect ratio for ease of use & maneuverability.

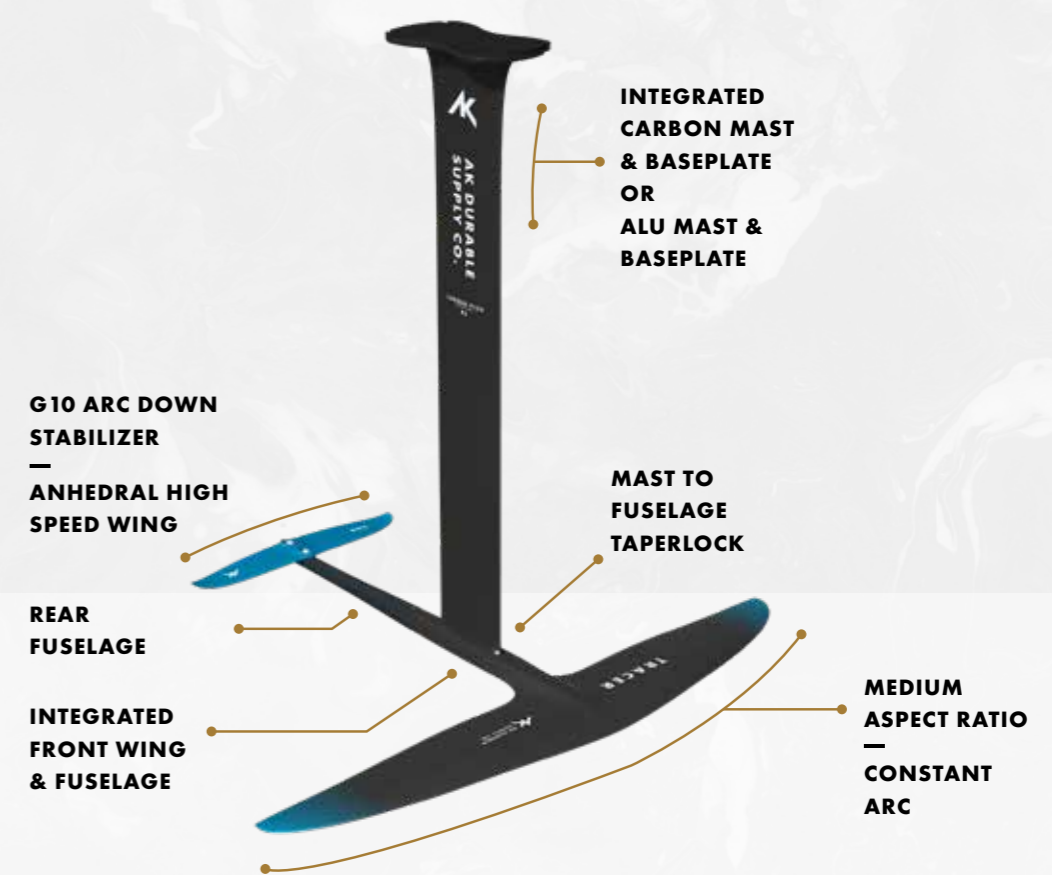
Arc Down stabilizer for directional stability & ease of use.

Versatile performance & high-speed control.

For riders looking for the perfect balance between performance, ease of use, and the ultimate maneuverability, the Tracer Hydrofoil Series has been completely redesigned to have you carving the cleanest lines with intuitive ease.

### KEY UPDATES

- Upgraded from independent front wing and fuselage to an integrated front wing and fuselage.
- All new stiffer TaperLock mast to fuselage connection.
- Rear Fuselages available in 3 sizes.
- G10 rear stabilizers.



FOIL USER GUIDE	KITE	WAKE/TOW	SURF/PUMP	PUMP	WING	SUP
Tracer v3 650 - Carbon TaperLock	50 - 90kg	50 - 90kg	N/A	N/A	50 - 85kg	N/A
Tracer v3 800 - Carbon TaperLock	65 - 100kg	65 - 100kg	50 - 70kg	50 - 70kg	50 - 85kg	N/A
Tracer v3 1030 - Carbon TaperLock	65 - 100kg	65 - 100kg	50 - 70kg	50 - 70kg	55 - 90kg	N/A
Tracer v3 1300 - Carbon TaperLock	70kg+	70kg+	65 - 90kg	60 - 80kg	60 - 95kg	N/A

# TREK Low Aspect Foil Series

## Featuring TaperLock

Low aspect ratio for ease of use.

Perfect for entry-level foiling & progression.

Smooth lift & stability at speed.

Foiling is the world's next great adventure, and the Trek Foil Series will take you a long way down the path of foiling freedom. The smooth lift engages the foil intuitively while remaining incredibly stable, whether blasting along or engaging your inner radness through the turns.

### KEY UPDATES

- Stiffer TaperLock mast to fuselage connection.



FOIL USER GUIDE	KITE	WAKE/TOW	SURF/PUMP	PUMP	WING	SUP
Trek 1000 - Alu TaperLock	65 - 100kg	65 - 100kg	50 - 70kg	N/A	55 - 75kg	N/A
Trek 1300 - Alu TaperLock	70kg+	70kg+	60 - 75kg	N/A	60 - 85kg	N/A
Trek 1600 - Alu TaperLock	N/A	80kg+	75 - 85kg	N/A	65 - 95kg	60 - 80kg
Trek 2000 - Alu TaperLock	N/A	N/A	90kg+	N/A	75 - 110kg	80 - 100kg

# HYDROFOIL CONFIGURATION GUIDE

**PLASMA**  
High Aspect Series



The Plasma features a high aspect ratio, developed for chasing the fastest ocean swells or pumping with infinite glide to deliver an extremely high-performance ride, without compromise.

**TRACER**  
Medium Aspect Series



The Tracer series features a medium aspect ratio, for ease of use, maneuverability, and versatile performance.

**TREK**  
Low Aspect Series



Featuring a low aspect design for ease of use, the Trek series is best suited to entry level foiling and freeride progression, with its smooth lift, and stability at speed.

HYDROFOIL USER GUIDE	FRONT WING ASPECT RATIO	REAR WING AREA & TYPE	FUSELAGE LENGTH	KITTED MAST SIZE & TYPE	BASE PLATE TYPE	RECOMMENDED MAST SIZES		
						SURF	WING/WAKE	KITE
Plasma v2 1600 - Carbon TaperLock	9.5	220 G10 Arc Down	31.5 Rear Fuselage	85cm Carbon Plus	0. Deg Carbon	78cm	78-85cm	85 - 90cm
Plasma v2 2050 - Carbon TaperLock	9.0	220 G10 Arc Down	31.5 Rear Fuselage	85cm Carbon Plus	0. Deg Carbon	N/A	85cm	N/A
NOTE: Base plate included with mast. All hardware, sleeves, and packaging are included in sub-components.								
Tracer v3 650 - Alu TaperLock	7.5	160 G10 Arc Down	31.5 Rear Fuselage	80cm Aluminum	0 Deg. Alu	70 - 80cm	80cm	80 - 105cm
Tracer v3 800 - Alu TaperLock	7.5	180 G10 Arc Down	31.5 Rear Fuselage	80cm Aluminum	0 Deg. Alu	70 - 80cm	80cm	80 - 105cm
Tracer v3 1030 - Alu TaperLock	8.2	200 G10 Arc Down	31.5 Rear Fuselage	80cm Aluminum	0 Deg. Alu	70 - 80cm	80cm	80 - 105cm
Tracer v3 1300 - Alu TaperLock	8.2	200 G10 Arc Down	31.5 Rear Fuselage	80cm Aluminum	0 Deg. Alu	70 - 80cm	80cm	80 - 105cm
NOTE: Base plate included with mast. All hardware, sleeves, and packaging are included in sub-components.								
Tracer v3 650 - Carbon TaperLock	7.5	160 G10 Arc Down	31.5 Rear Fuselage	85cm Carbon Plus	0 Deg. Alu	78cm	78 - 85cm	85 - 90cm
Tracer v3 800 - Carbon TaperLock	7.5	180 G10 Arc Down	31.5 Rear Fuselage	85cm Carbon Plus	0 Deg. Alu	78cm	78 - 85cm	85 - 90cm
Tracer v3 1030 - Carbon TaperLock	8.2	200 G10 Arc Down	31.5 Rear Fuselage	85cm Carbon Plus	0 Deg. Alu	78cm	78 - 85cm	85 - 90cm
Tracer v3 1300 - Carbon TaperLock	8.2	200 G10 Arc Down	31.5 Rear Fuselage	85cm Carbon Plus	0 Deg. Alu	78cm	78 - 85cm	85 - 90cm
NOTE: All hardware, sleeves, and packaging are included in sub-components.								
Trek 1000 - Alu TaperLock	4.0	260 Moustache	71cm Stealth Fuselage	80cm Aluminum	0 Deg. Alu	70 - 80cm	70 - 80cm	70 - 80cm
Trek 1300 - Alu TaperLock	4.2	260 Moustache	71cm Stealth Fuselage	80cm Aluminum	0 Deg. Alu	70 - 80cm	70 - 80cm	70 - 80cm
Trek 1600 - Alu TaperLock	4.2	300 Moustache	71cm Stealth Fuselage	80cm Aluminum	0 Deg. Alu	70 - 80cm	70 - 80cm	70 - 80cm
Trek 2000 - Alu TaperLock	4.2	340 Moustache	71cm Stealth Fuselage	80cm Aluminum	0 Deg. Alu	70 - 80cm	70 - 80cm	70 - 80cm
NOTE: Hardware and tools included. No Wing sleeves.								



# HARNESSES

**NEW**

# AEROBAR WEBBING CONNECTION

**Modular spreader bar platform.**

**Dual Latch-Lock mechanism.**

**Ergonomic integrated bar pad.**

The AeroBar is a modular spreader bar platform, with interchangeable connection options depending on your riding style.

The durable reinforced nylon body and stainless steel hardware provide direct feedback, with built-in comfort thanks to the EVA molded bar pad. The webbing version features a dual Latch-Lock mechanism, which is installed on both sides of the spreader bar to allow easy and instant entry and exit. The AeroBar release

**AVAILABLE IN:**

**S, M, L.**

mechanism is designed to be exposed, allowing the mechanism to flush out any sand or salt that may cause regular release mechanisms to jam up and malfunction. The webbing buckles are compatible with all harnesses with 25mm and 40mm webbing slot options.

Depending on your watersport of choice, the interchangeable connection system gives you the opportunity to choose between a rope slider, or an industry standard stainless steel kite or windsurfing hook.

**INTEGRATED EVA BAR PAD**

**INTERCHANGEABLE HOOK OPTIONS**



**WEBBING CONNECTION**

**DUAL LATCH-LOCK**

**REINFORCED NYLON BODY**

**3 x CONNECTION OPTIONS**



**KITEBOARDING HOOK**



**WINDSURFING HOOK**



**ROPE SLIDER**

**NEW**

# AEROBAR RS RATCHET SYSTEM

**AeroBar RS – Quick ratchet adjustment.**

**Modular spreader bar platform.**

**Ergonomic integrated bar pad.**

The AeroBar RS is a modular spreader bar platform, featuring an integrated ratchet system, and interchangeable hook options depending on your riding style.

The innovative and intuitive Ratchet System (RS), will keep you locked in, and allows for on the go single handed adjustments while riding. The durable reinforced nylon body and stainless steel hardware provide direct feedback, with built-in comfort thanks to the EVA molded bar pad.

**AVAILABLE IN:**

**S, M, L.**

Depending on your watersport of choice, the interchangeable connection system gives you the opportunity to choose between an industry standard stainless steel kite or windsurfing hook.

**Note:** The AeroBar RS comes kitted with the Synth RS and Method RS waist harnesses.

**INTEGRATED EVA BAR PAD**

**INTERCHANGEABLE HOOK OPTIONS**



**RS RATCHET SYSTEM**

**REINFORCED NYLON BODY**

**2 x CONNECTION OPTIONS**



**KITEBOARDING HOOK**



**WINDSURFING HOOK**

# CARBON AEROBAR

**One-piece molded composite spreader bar.**

**Dual Latch-Lock mechanism.**

**Integrated ergonomic bar pad.**

The Carbon AeroBar is a unique one-piece molded composite spreader bar, ergonomically designed to move with the curve of your body.


Boasting rigidity, weight reduction using pre-preg carbon fiber, and comfort with a built-in EVA molded bar pad. The dual Latch-Lock mechanism is installed on both sides of the spreader bar to allow easy and

instant entry and exit. The release mechanism is designed to release even when under tension, making it arguably the safest spreader bar on the market.

The AeroBar release mechanism is designed to be exposed, allowing the mechanism to flush out any sand or salt that may cause regular release mechanisms to jam up and malfunction.



**NOTE:** The webbing buckles are compatible with all harnesses with 25mm & 40mm webbing slot options.



# ETHER WAIST HARNESS

v2

**Minimalist & lightweight waist harness.**

**Ergonomic lumbar support.**

**3D load plate with soft edges.**

The Ether waist harness is a lightweight, compact harness, that prioritizes comfort and durability. By removing all unnecessary padding, seams, and reinforcement, we have created an ultralight harness ideal for riders who travel and have an affinity for minimalism.

Making use of a 3D ergonomically shaped load plate, combined with our Fly-Line load distribution

**XS / S / M / L / XL**

**NOTE:** Spreader Bar Sold Separately.

technology, we have been able to build a harness that offers the ultimate back support while being incredibly thin and light.

The Ether is designed to work with all AK spreader bar systems, allowing the harness to be used by all riders no matter the discipline.



Black



Gray

# SYNTH WAIST HARNESS

v5

**Intermediate flex Curv® shell.**

**Stiffened center lumbar support.**

**Versatile high support waist harness.**

The Synth waist harness is designed to offer intermediate to experienced riders the support characteristics of a hard-back harness, while maintaining the freedom and torsional flex of a traditional waist harness.

Known for its light weight and durability, the intermediate flex Curv shell distributes the load

## SPREADER BAR OPTIONS

**Available in the standard webbing & the all-new RS (Ratchet System) configuration.**

from the stiffened center lumbar support section into the flexible outside edges.

For premium all-around performance and comfort, with or without a wetsuit, the Synth harness features a full neoprene interior liner.

**XS / S / M / L / XL**



Webbing Connection



Ratchet System



**SYNTH:** Aerobar sold separately with optional kite hook, windsurf hook, or rope slider.

**SYNTH RS:** Sold with the Aerobar RS with an optional Kite Hammerhead Hook or Windsurf Hook.

**Note:** The rope slider is only compatible with the Dual Latch-Lock version of the Aerobar, and not the Aerobar RS.

NEW

# METHOD WAIST HARNESS

Carbon Construction

v3

**Ergonomic hardback support.**

**Center oriented stiffness & enhanced edge flex.**

**Composite & polymer fusion construction.**

The Method features all the crucial elements of a classic hardback, but with added edge flex and accurate anatomical curvature for the ultimate ergonomic fit.

The Method has been designed using years of composite experience, combined with a polymer supporting structure for a 3-stage flex pattern. With maximum stiffness through the center, and flexibility along the harness edge, the hardback is able to flex along with your body's movement.

**XS / S / M / L / XL**

## SPREADER BAR OPTIONS

**Available in the standard webbing & all-new RS (Ratchet System) configuration.**

The carbon composite construction of the hardback allows for a long-lasting rigid structure, giving you the same high-level support for an extended period of time.

For the ultimate comfort, the Method features a full neoprene interior combined with a layer of memory foam to cushion your back from the hard external shell.

NEW

# METHOD WAIST HARNESS

FlaxFusion Construction

v3

**Aerobar RS - Quick ratchet adjustment.**

**Ergonomic hardback support.**

**FlaxFusion construction featuring ampliTex™**

The Method RS features all the crucial elements of a classic hardback, but with added edge flex and accurate anatomical curvature for the ultimate ergonomic fit.

The harness has been designed using years of composite experience, combined with a polymer supporting structure for a 3-stage flex pattern. With maximum stiffness through the center, and flexibility along the harness edge, the hardback is able to flex along with your body's movement.

**XS / S / M / L / XL**

The innovative Aerobar RS uses an intuitive quick ratchet system that keeps you locked in, and allows for on the go single handed adjustments while riding.

**FlaxFusion Construction featuring ampliTex™**  
In collaboration with composite technology leaders, Bcomp, the FlaxFusion construction features ampliTex™ natural fibre reinforcement for a long-lasting rigid structure, giving you the same high-level support for an extended period of time.



**METHOD:** Aerobar sold separately with optional kite hook, windsurf hook, or rope slider.

**METHOD RS:** Sold with the Aerobar RS with an optional Kite Hammerhead Hook or Windsurf Hook.

**Note:** The rope slider is only compatible with the Dual Latch-Lock version of the Aerobar, and not the Aerobar RS.

**METHOD RS:** Sold with the Aerobar RS with an optional Kite Hammerhead Hook or Windsurf Hook.





## ETHER LOW BACK Waist Harness

**Minimalist & low cut waist harness.**

**3D load plate with soft edges.**

**Side-to-side sliding hook.**

The Ether low back harness is a lightweight, low profile, waist harness that prioritizes comfort and durability. By removing all unnecessary padding, seams, and reinforcement, we have created an ultralight harness ideal for riders who travel and have an affinity for minimalism. Making use of a 3D ergonomically shaped load plate, combined with our Fly-Line load distribution technology, we have been able to build a harness that offers the ultimate back support while being incredibly thin and light.

**XS / S / M / L / XL**

## ETHER SEAT HARNESS

**Minimalist & lightweight seat harness.**

**Low hook position ideal for racing & foiling.**

**Low cut leg straps to keep the harness down.**

The Ether Seat harness is a lightweight, compact, low cut seat harness. The streamlined features minimize obtrusive connection points and reduce weight, while the advanced shaping optimizes freedom of movement and comfort.

The Ether Seat harness features a low hook system, perfect for foiling, high-performance racing, or riders who simply prefer the low down pull.

**XS - S / M / L / XL**

**NOTE:** Spreader Bar included.



Black



Teal

## FUSE SEAT HARNESS

**Versatile ergonomic seat harness.**

**Full back support.**

**Reinforced padded handle.**

The Fuse seat harness is a classic low-cut seat harness with full back support, perfect for anyone from the first-time rider to a veteran racer.

For those who are learning, with upper back problems, or racing, the Fuse is ideal for low hook style riding and comfort.

**XS-S / M / L / XL**

**NOTE:** Spreader Bar included.



**NEW**

## CRUZ SHORTS HARNESS

**Integrated boardshorts harness.**

**Push button hammerhead spreader bar.**

**Lightweight & durable material with side pocket.**

The Cruz boardshorts harness combines the support of a kiteboard seat harness with the comfort and casual look of a pair of boardshorts. Integrating years of AK harness development and technology into the Cruz, the boardshorts harness includes a push button hammerhead spreader bar, 8-point load distribution system, and an integrated leash attachment.

**XS / S / M / L / XL**

**NOTE:** Spreader Bar Included.



# HARNESS SIZE CHART

HARNESS SIZING GUIDE:

SPREADER BAR:

WAIST SIZE XS	EU 40/42	INCH 26-28	CM 66-71	S
WAIST SIZE S	EU 44/46	INCH 28-30	CM 71-76	S
WAIST SIZE M	EU 48/50	INCH 30-32	CM 76-81	M
WAIST SIZE L	EU 50/52	INCH 32-34	CM 81-86	L
WAIST SIZE XL	EU 54/56	INCH 34-36	CM 86-91	L

## KITE SAFETY KNIFE


### & POUCH

- Convenient pouch for simple harness attachment.**
- Instant kite line cutting capability.**
- Compatible with all AK spreader bars.**

The AK Kite Safety Pouch can be placed anywhere on your harness by attaching it through the attachment loop.

The AK Kite Safety Knife can also be placed into the built-in pouch of the AK spreader bars.

For emergencies, the AK Kite Safety Knife will instantly cut through kite lines in case you ever get tangled.



# BOOTS BINDINGS & STRAPS



# ETHER BOOT

**High cut freestyle oriented lace boot.**

**Lightweight, high support, fly-line construction.**

**Rubber molded heel lock.**

The Ether boot is a freestyle oriented binding, constructed with our Fly-Line support around the foot, reducing the weight of the actual material and allowing the supportive load and fast response to come from the lines running through the entire shell.

This high cut boot is built with medium flex in the outer shell and a rubber heel-lock, creating a highly

responsive feel with easy ankle articulation, while still maintaining a high level of support.

The ergonomically shaped high memory EVA insoles allow for uniform shock absorption and stability underfoot, keeping you comfortable and on the water for longer.

**US: 6-7 / 8 / 9 / 10 / 11**



# STATIC BOOT

**Low cut freeride oriented Velcro boot.**

**High flex with replaceable Velcro straps.**

**Central heel locking strap.**

The Static boot is the ultimate freeride binding, with its easy entry and exit, full Velcro configuration.

This low cut boot is ideal for park and feature riding where high flex is required for stylish grabs, rail tricks, and overall comfort when spending a lot of time on the water. The diagonally oriented center Velcro strap acts

as a heel lock, while the Velcro configuration allows for a convenient single handed strap in.

The ergonomically shaped high memory EVA insoles allow for uniform shock absorption and stability underfoot, keeping you comfortable and on the water for longer.

**US: 6-7 / 8 / 9 / 10 / 11**



# ETHER BINDINGS



- **Ultralight minimalist performance binding.**
- Soft & comfortable screw adjust footstrap.**
- Self adhesive EVA ultracush footbed.**

The Ether is a self-adhesive, ultralight, high-performance binding. Featuring an ultracush EVA footbed that is designed for high grip and to cushion your feet during high impact landings. Considering there is no baseplate adjustment with the self-adhesive pad, the Ether Binding features a soft & comfortable screw adjust footstrap to keep you locked in.

**OSFA: US 7 - 13**



# ELEMENT BINDINGS



Black



Teal

- **Premium ergonomic support binding.**
- Dual molded direct impact footbed.**
- Angled adjustment straps to fit all foot shapes.**

The Element sets the standard in comfort, durability, and ergonomic support. Featuring an ultra-comfortable dual molded direct impact footbed, the Element offers the ultimate ergonomic foot support to cushion your feet during high impact landings. The variable angle adjustment strap works in conjunction with the directional grooving to keep your foot firmly in place. This, combined with the adjustable rubber molded tongue, enables you to fine-tune the Element to fit your specific foot shape and create the ultimate connection to the board.

**OSFA: US 7 - 13**

# BOOST BINDINGS

v2



Teal



Yellow

- **Velcro fastened foot strap.**
- Directional grooving for maximum grip.**
- Lightweight pre-curved chassis.**

The Boost binding features simplicity, comfort, and durability at its finest. With a single Velcro closure, the strap is quick and easy to tighten or loosen for various foot sizes, with or without booties. The Boost features a single density footbed, for a sturdy but soft feel underfoot. The Boost offers two size options to fit the smallest to the largest foot. The baseplate is pre-curved to create a tensioned connection to your board, making the edge of the binding harder to lift, avoiding debris and kite line catches.

**Boost Small**  
**Mens US 3 - 7**  
**Womens US 4.5 - 8.5**

**Boost Large**  
**Mens US 7 - 13**  
**Womens US 8.5 - 14.5**

## ETHER FOOTSTRAPS



**Ultralight minimalist performance footstrap.**  
**Soft & comfortable strap with screw adjustment.**  
**Ideal for kite surfing, foiling & racing.**

The Ether footstrap is an ultralight, minimalist, performance footstrap, featuring a soft and comfortable screw adjust footstrap, ideal for surfing, foiling, and racing.

**OSFA:** US 7 - 13  
**NOTE:** Sold as set of 2 or 3, with hardware included.

## ARC FOOTSTRAPS



**Soft & comfortable classic footstrap.**  
**Adjustable internal Velcro strap.**  
**Ideal for kitesurfing, foiling & racing.**

The Arc is a classic footstrap, featuring a soft and comfortable screw adjust strap, ideal for surfing, foiling, and racing.

**OSFA:** US 7 - 13  
**NOTE:** Sold as a single strap with hardware included.

### UPDATED SIZING

## ETHER V FOOTSTRAPS



**Ultralight minimalist performance V footstrap.**  
**Soft & comfortable strap with screw adjustment.**  
**Ideal for kitesurfing, foiling & racing.**

The Ether V Footstrap is an ultralight performance footstrap, featuring a soft and comfortable screw adjust strap, which is ideal for surfing, foiling, and racing.

**S - M**  
**M - L**

**NOTE:** Sold as a set with 1 single & 1 V strap, with hardware included.

### NEW

## ARC V FOOTSTRAPS



**Soft & comfortable V footstrap.**  
**Adjustable internal Velcro strap.**  
**Ideal for kitesurfing, foiling & racing.**

The Arc V is a classic V-style footstrap, featuring an internal adjustable Velcro closure, and is ideal for kitesurfing, foiling & racing.

**OSFA:** US 7 - 13  
**NOTE:** Sold as a set with 1 single & 1 V strap, with hardware included.

# FIN & HANDLE SETS



## FIN & HANDLE SET COMPLETE SET

- Premium handle & fin set.**
- High strength DuPont Zytel fins.**
- Ergonomic rubberized handle grip.**

The AK fins and handle are a premium performance set, with fins available in 25mm, 35mm, and 45mm. Ideal for someone looking to dial in their setup with an ergonomic rubberized handle grip, and their fin of choice. The three fin sizes cover all styles of twintip riding, from wake to light wind cruising.

**HANDLE: OSFA**  
**FINS: 25mm, 35mm, or 45mm Set**




## MUTANT QUAD SET COMPLETE SET

- Surf style quad fin set for mutant & directional boards.**
- High strength DuPont Zytel fins.**
- 3 bolt mounting with 19mm fin bolt spacing.**

The AK Mutant Quad fin set is a surf style collection for mutant and directional boards. Made from high strength DuPont Zytel nylon resin for high performance and durability. The fin set uses a 3 bolt mounting with 19mm fin bolt spacing.

**FINS: 2 x 100mm & 2 x 85mm**

# SURFBOARD FINS





**NEW MEDIUM FIN SET**

# STAPLE CARBON THRUSTER SET

**High performance thruster set.**

**Ultralight AeroCore Carbon construction.**

**Increased stiffness for improved response.**

Designed in collaboration with Dale Staples, the Staple Carbon features a unique floating AeroCore and full carbon skin. The carbon construction is lighter and stronger, with increased stiffness. Featuring a smaller center fin for improved maneuverability and speed orientated performance, with incredible stability and control. The high performance characteristics of the Staple Carbon fin create quick response for optimal drive in larger waves.

**L SIDE FINS**

Height: 4.83"  
Base: 4.63"  
8° Cant.  
Flat Foil.  
16.59 in<sup>2</sup>  
107 cm<sup>2</sup>

**L CENTER FIN**

Height: 4.48"  
Base: 4.66"  
Symmetrical Foil.  
15.40 in<sup>2</sup>  
99.4 cm<sup>2</sup>

**M SIDE FINS**

Height: 4.6"  
Base: 4.5"  
8° Cant.  
Flat Foil.  
15.2 in<sup>2</sup>  
98.06 cm<sup>2</sup>

**M CENTER FIN**

Height: 4.28"  
Base: 4.4"  
Symmetrical Foil.  
13.38 in<sup>2</sup>  
89.22 cm<sup>2</sup>



**LARGE**

75 - 90kg / 165 - 200 Lbs.

**MEDIUM**

65kg - 80kg / 145 - 175 Lbs.

**NEW**

# STAPLE SURF LEASH

**6' x 0.24" (6mm) surfboard leash.**

**Lightweight performance & strength.**

**In-cuff grip, pull release tab & micro Velcro.**

The Staple is a lightweight, durable, and super comfortable surfboard leash that is built to handle all conditions from 1 - 6ft.

Featuring in-cuff silicone grip to prevent twisting on your ankle, extra strength molded micro Velcro to keep you locked in, and a convenient pull release tab for a quick exit.





**MEDIUM**  
65kg - 80kg / 145 - 175 Lbs.

## STAPLE MEDIUM THRUSTER SET

Designed in collaboration with Dale Staples, The Staple medium thruster set is a versatile down the line fin set, perfect for larger sized surf and mid-weight riders. Combining a custom carbon pinstripe weave with the hex-core, the Staple fin gains stiffness for improved hold. Featuring a smaller center fin for increased maneuverability, speed orientated performance with incredible stability, and control.

**SIDE FINS**  
Height: 4.6"  
Base: 4.5"  
8° Cant.  
Flat Foil.  
15.2 in<sup>2</sup>  
98.06 cm<sup>2</sup>

**CENTER FIN**  
Height: 4.28"  
Base: 4.4"  
Symmetrical Foil.  
13.83 in<sup>2</sup>  
89.22 cm<sup>2</sup>



**LARGE**  
75 - 90kg / 165 - 200 Lbs.

## STAPLE LARGE THRUSTER SET

Designed in collaboration with Dale Staples, The Staple large thruster set is a versatile down the line fin set, perfect for larger sized surf and heavier riders. Featuring a smaller center fin for increased maneuverability, speed orientated performance with incredible stability, and control.

**SIDE FINS**  
Height: 4.83"  
Base: 4.63"  
8° Cant.  
Flat Foil.  
16.59 in<sup>2</sup>  
107 cm<sup>2</sup>

**CENTER FIN**  
Height: 4.48"  
Base: 4.66"  
Symmetrical Foil.  
15.4 in<sup>2</sup>  
99.4 cm<sup>2</sup>



**MEDIUM**  
65kg - 80kg / 145 - 175 Lbs.

### NEW QUAD SET

## SPEED DIALER THRUSTER & QUAD SET


Designed in collaboration with Spanish strapless kiteboarding sensation, Kiko Roig Torres, the Speed Dialer is optimized for down-the-line speed. By generating speed, these fins also increase the pop when used in freestyle kitesurfing conditions. These fins are going to bring more speed oriented performance to fish and funboards.

**SIDE FINS**  
Height: 4.5"  
Base: 4.3"  
6° Cant.  
Flat Foil.  
14.4 in<sup>2</sup>  
92.9 cm<sup>2</sup>

**CENTER FIN**  
Height: 4.5"  
Base: 3.3"  
Symmetrical Foil.  
11.7 in<sup>2</sup>  
75.45 cm<sup>2</sup>

**FRONT FINS**  
Height: 4.5"  
Base: 4.3"  
6° Cant.  
Flat Foil.  
14.4 in<sup>2</sup>  
92.9 cm<sup>2</sup>

**REAR FINS**  
Height: 4.5"  
Base: 3.3"  
Symmetrical Foil.  
11.7 in<sup>2</sup>  
75.45 cm<sup>2</sup>



**LARGE**  
75 - 90kg / 165 - 200 Lbs.

## HAPPY CAMPER TWIN+1

The Happy Camper features a performance sweep and narrow tip for improved response when carving rail-to-rail. Bringing some performance features from the Staple fin, the Happy Camper will complement any twin or mid-length board. Adding the small centre fin to the setup, this Twin+1 will give the rider stability at higher speed, while increasing drive through turns.

**SIDE FINS**  
Height: 5.52"  
Base: 5.27"  
6° Cant.  
Flat Foil.  
21.31 in<sup>2</sup>  
137.48 cm<sup>2</sup>

**CENTER FIN**  
Height: 3.4"  
Base: 3.35"  
Symmetrical Foil.  
8.50 in<sup>2</sup>  
54.83 cm<sup>2</sup>



## SIDE BITES REAR SET

Designed to suit your riding style and board of choice, the Side Bites feature a flat foil profile with a 5-degree cant, creating a more direction oriented feeling underfoot. While the Side Bites are ideal as a side fin set for smaller longboard center fins, or for any other tri-fin set you like, they also pair perfectly with the Thrasher front set to form a full quad setup.

**TWIN SET**  
Height: 3.9"  
Base: 3.8"  
5° Cant.  
Flat Foil.  
10.69 in<sup>2</sup>  
68.96 cm<sup>2</sup>



**MEDIUM**  
65kg - 80kg / 145 - 175 Lbs.

## AK6 MEDIUM THRUSTER SET

The AK6 Medium is a drive orientated fin with incredible low-end power and engineered tip flex, optimizing high-end control. The Hex-Core reduces weight and works in conjunction with the engineered flex. The AK6 is a high performance down the line thruster, perfect for medium sized surf. Balanced set between front and rear.

### SIDE FIN S

Height: 4.6"  
Base: 4.4"  
7° Cant.  
Flat Foil.  
15.13 in<sup>2</sup>  
97.6 cm<sup>2</sup>

### CENTER FIN

Height: 4.6"  
Base: 4.4"  
Symmetrical Foil.  
15.09 in<sup>2</sup>  
97.3 cm<sup>2</sup>



**LARGE+**  
80 - 100kg / 165 - 200 Lbs.

## AK6 LARGE THRUSTER SET

The AK6 Large is a drive orientated fin with incredible low-end power and engineered tip flex, optimizing high-end control. The Hex-Core reduces weight and works in conjunction with the engineered flex. The AK6 is a high performance down the line thruster, perfect for medium sized surf. Balanced set between front and rear.

### SIDE FIN S

Height: 4.87"  
Base: 4.63"  
7° Cant.  
Flat Foil.  
16.53 in<sup>2</sup>  
106.7 cm<sup>2</sup>

### CENTER FIN

Height: 4.92"  
Base: 4.63"  
Symmetrical Foil.  
17.17 in<sup>2</sup>  
110.8 cm<sup>2</sup>



**LARGE**  
75 - 90kg / 165 - 200 Lbs.

## THRASHER QUAD SET

The Thrasher quad set is a versatile fin set suited to most quad fin option boards. While the flat foil of the front fins create a looser feel, the symmetrical foil of the rear fins will create a more fluid feeling underfoot. This fin is ideal for high speed surfing and quick changes in direction.

### SIDE FIN S

Height: 4.78"  
Base: 4.59"  
7° Cant.  
Flat Foil.  
16.44 in<sup>2</sup>  
106.1 cm<sup>2</sup>

### CENTER FIN S

Height: 4.22"  
Base: 4.03"  
5° Cant.  
Symmetrical Foil.  
12.66 in<sup>2</sup>  
81.7 cm<sup>2</sup>



**MEDIUM**  
65kg - 80kg / 145 - 175 Lbs.

## THRASHER THRUSTER SET

The Thrasher thruster set combines 2 larger outer fins and a smaller center fin to give the rider a loose feeling underfoot at slower speeds, maximum maneuverability, and helps to generate speed and maintain grip as you pick up the pace. The Thrasher is ideal for small waves and onshore conditions.

### SIDE FIN S

Height: 4.78"  
Base: 4.59"  
7° Cant.  
Flat Foil.  
16.44 in<sup>2</sup>  
106.1 cm<sup>2</sup>

### CENTER FIN

Height: 4.22"  
Base: 4.03"  
Symmetrical Foil.  
12.66 in<sup>2</sup>  
81.7 cm<sup>2</sup>



**SMALL**  
55kg - 70kg / 120 - 155 Lbs.

## THRASHER TWIN SET

The Thrasher twin set is a small sized fin, featuring stability, drive, and maneuverability with a balanced feel for all-around performance. The Thrasher front set can also be used in a quad configuration by adding the Thrasher rear set. The Thrasher is ideal for small waves and onshore conditions.

### TWIN SET

Height: 4.78"  
Base: 4.59"  
7° Cant.  
Flat Foil.  
16.44 in<sup>2</sup>  
106.1 cm<sup>2</sup>



**MEDIUM**  
65kg - 80kg / 145 - 175 Lbs.

## THRASHER REAR SET

Designed to suit your riding style and board of choice, the Thrasher rear set features a symmetrical foil profile with a 5 degree cant, creating a more fluid feeling underfoot. Pairing perfectly with the Thrasher front set to form a full quad setup.

### REAR SET

Height: 4.22"  
Base: 4.03"  
5° Cant.  
Symmetrical Foil.  
12.66 in<sup>2</sup>  
81.7 cm<sup>2</sup>

## MOUSE 6.5"



Designed with multiple World Longboard Champion, Matthew Moir, to create a signature fin that offers the most progressive performance imaginable. Drive, speed, and response for modern longboarding.  
2 + 1 Compatible with the Thrasher rear set.

### SINGLE FIN

Height: 6.5"  
Base: 4.63"  
Symmetrical Foil  
21.22 in<sup>2</sup>  
136.9 cm<sup>2</sup>

## STUBBY 9"



From high-performance turns to nose riding, or simply perfect for finding the trim, the Stubby fin is designed to suit all riding styles and is the ideal all-around longboard fin. The Stubby features a well-balanced template for all conditions, offering great response, drive, and speed for modern longboard riding.

### SINGLE FIN

Height: 9"  
Base: 6.57"  
Symmetrical Foil  
36.7 in<sup>2</sup>  
238.7 cm<sup>2</sup>

## ZANIAC 7.5"



Designed with the Ultimate Waterman, Zane Schweitzer, to complement a variety of boards, the Zaniac fin is an all-around high-performance longboard or SUP fin. Featuring the perfect blend of rake and surface area, providing stability through smooth turns, and hold down the line.  
2 + 1 Compatible with the Thrasher rear set.

### SINGLE FIN

Height: 7.5"  
Base: 6.06"  
Symmetrical Foil  
31.32 in<sup>2</sup>  
202 cm<sup>2</sup>

## STUBBY 10"



From high-performance turns to nose riding, or simply perfect for finding the trim, the Stubby fin is designed to suit all riding styles and is the ideal all-around longboard fin. The Stubby features a well-balanced template for all conditions, offering great response, drive, and speed for modern longboard riding.

### SINGLE FIN

Height: 10"  
Base: 7.25"  
Symmetrical Foil  
45.76 in<sup>2</sup>  
295.2 cm<sup>2</sup>



# TRACTION

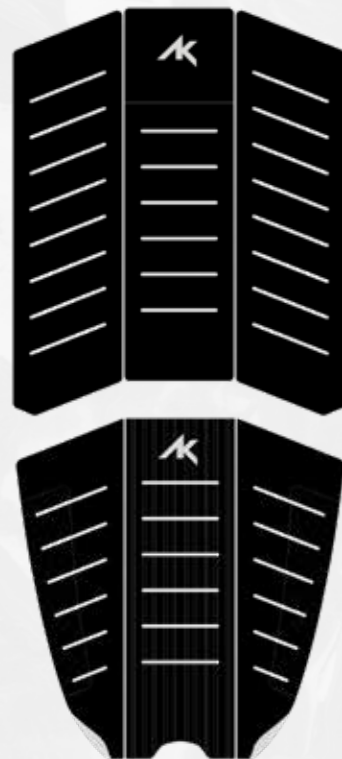


Black

## STAPLE

- 4.5mm Multi-textured traction.
- 6mm Arch bar support.
- Extra top pads for added length & grip.

The 4.5mm Staple rear traction features a 6mm deep grooving arch bar, and 4.5mm Quad Lock side pads. With the additional extra length top pads, the Staple rear can be set up to suit your preferred riding style.



Black  
Front & Rear.

## FUSION FRONT & REAR

\*Sold separately.

- 4.5mm Multi-textured traction.
- 6mm Arch bar support.
- Added contour for extra grip & control.

The 4.5mm multi-textured Fusion rear traction features a 6mm deep grooving arch bar, and 4.5mm Quad Lock and corduroy combination side pads. The 4.5mm corduroy Fusion front traction is great for strapped in kiting and prone foiling, with a 6mm arch bar providing a reference point for your front foot.

### KEY UPDATES

Previously known as the Team traction.  
2.5mm corduroy grooving updated to 4.5mm.  
Quad Lock arch bar replaced by Deep V grooving.



## HEX REAR TRACTION COMPLETE SET

- 6 Piece Hex rear traction set.
- 2.5mm corduroy grooving.
- High bond 3M adhesive backing.

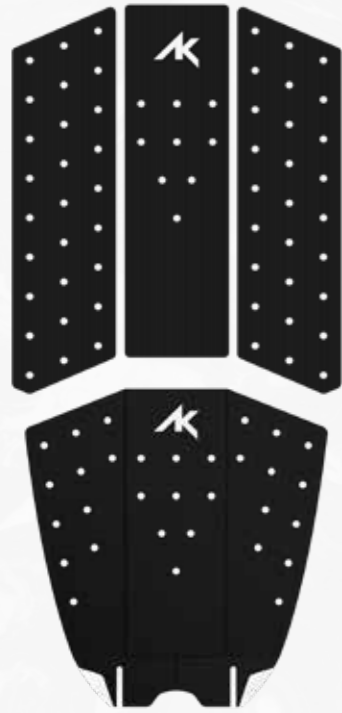
The 2.5mm Hex rear traction is a modular traction set, allowing riders to set up a custom configuration to suit their preference. This pad fits perfectly with the Hex front traction set.



## HEX BLACK COMPLETE SET

- 6 Full Hex & 4 half Hex traction set.
- 2.5mm corduroy grooving.
- High bond 3M adhesive backing.

The 2.5mm Hex front traction is part of a modular system, allowing the user to easily configure the pad to their board. One set is 30% longer than the Classic front pad size, while multiple sets can be combined with the Hex rear traction to add length and width for various surf and SUP boards.




Black  
Front & Rear.

## ULTRATHIN FRONT & REAR

\*Sold separately.

- 2.5mm Low profile corduroy grooving.
- Multiple configuration options.
- High bond 3M adhesive backing.

Designed to eliminate the need for wax, and measuring in at 2.5mm thick, the Ultrathin corduroy traction is the lightest traction in our range. The Ultrathin corduroy rear traction features streamlined grooving for a direct connection to your board.



Black  
Front & Rear.

## CLASSIC FRONT & REAR

\*Sold separately.

- 4mm Quad Lock grooving.
- Multiple configuration options.
- High bond 3M adhesive backing.

For a traditional traction feel, the 4mm Classic traction offers a comfortable, classic, and reliable Quad Lock grooving for a high-grip connection to your board.



White  
Front & Rear.

Teal  
Rear Only.



Black  
Front & Rear.


## ULTRATHIN 4 PIECE FRONT FISH REAR

\*Sold separately.

- 4 PIECE FRONT TRACTION
- 4 Piece corduroy front traction.
- 2.5mm Low profile corduroy grooving.
- High bond 3M adhesive backing.

- FISH REAR TRACTION
- 2 Piece swallow tail traction.
- 2.5mm Low profile corduroy grooving.
- High bond 3M adhesive backing.

Designed to eliminate the need for wax, and measuring in at 2.5mm thick, the Ultrathin corduroy traction is the lightest traction in our range. The Ultrathin corduroy rear traction features streamlined grooving for a direct connection to your board.




## CLASSIC FULL DECK

\*Complete set.

- 4mm Quad Lock grooving.
- Full deck configuration.
- High bond 3M adhesive backing.

The 9 piece modular construction of the 4mm Full Deck traction allows custom fitting, spreading side to side for wider boards, or spread front to back to accommodate longer boards.



Black  
Front & Rear.

## GLUE ON INSERT PAD COMPLETE SET

- 4mm Quad Lock & 2.5mm corduroy grooving.**
- M6 stainless steel threaded footstrap inserts.**
- High bond 3M adhesive backing.**

The GOIP complete set features an ultrathin stainless steel threaded insert within a flexible nylon contact pad, fitted in a complete traction set with a combination of 4mm Quad Lock and 2.5mm corduroy grooving.

## GLUE ON INSERT PAD SET OF 2 INSERTS

- Converts any AK Traction into a footstrap set.**
- Ultra-thin M6 stainless steel threaded inserts.**
- 3M high bond adhesive connection.**

The Glue On Insert Pad (GOIP) converts your traditional surf traction into a footstrap set. The GOIP features an ultrathin stainless steel threaded insert, within a flexible nylon contact pad that contours to the shape of your board.

# GLUE ON INSERT PAD







# BOARDBAGS

# ETHER SURF TRAVEL COFFIN

**Ultralight & durable travel bag.**

**Padded board protection.**

**Fly-Line load distribution.**

The Ether surf travel coffin is an ultralight travel bag that ensures optimal board protection, while shedding weight through the unique foam perforation.

Suited as a convenient solution for traveling locally and internationally, the bag features unique Fly-Line technology, which is positioned to distribute the load evenly throughout the bag and carry handles.

**6'2"**

**1890 x 500 x 180mm**

**Volume: 153L**

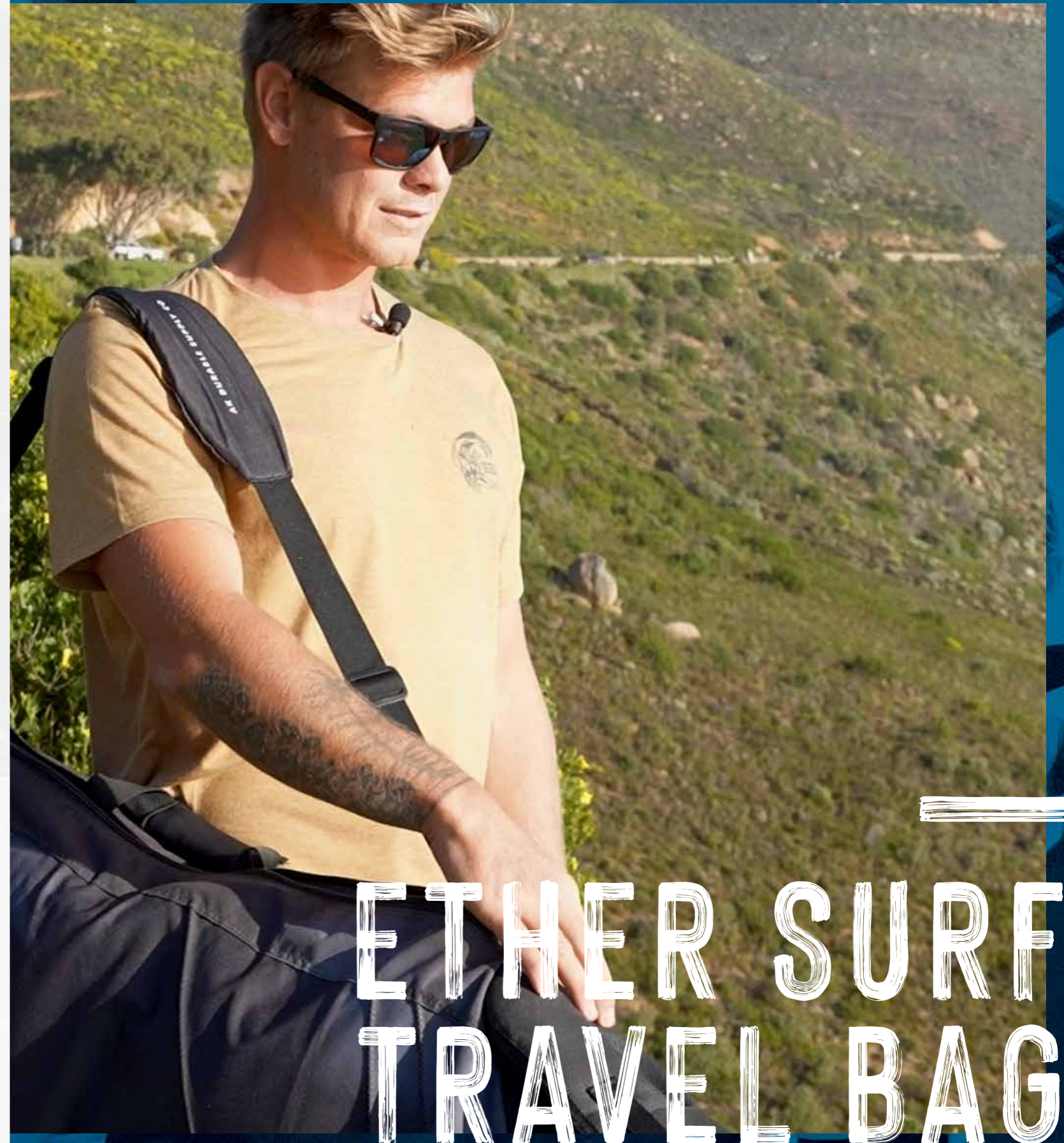
**Weight: 2550g**

**6'6"**

**1990 x 500 x 180mm**

**Volume: 163L**

**Weight: 2680g**



# ETHER SURF TRAVEL BAG



## TRAVEL COFFIN 160

**Compact wheel system.**

**Optional clip on duffel bag.**

**Made from 600D Nylon.**

The Travel Coffin Large 160 is highly durable, well padded, and features a compact wheel system for ease of use while travelling. Equipped with a series of compression straps to keep your gear compact, the bag can also be rolled up, secured, and packed away when not in use. When travelling with more than one of our travel bags, the additional extra-length compression straps are conveniently designed to secure the bags when stacked one on top of each other.

**5'4" TRAVEL COFFIN**  
**1680 x 520 x 250mm**

**Volume: 200 L**  
**Weight: 4020g**



## FOILBOARD COFFIN

**Modular board & hydrofoil storage.**

**Internal divider & stash pockets.**

**Compact wheel system.**

The Foilboard Travel Coffin is highly durable, well padded, and features a compact wheel system for ease of use while travelling.

Equipped with compression straps to keep your gear compact and in place, the internal board divider features a built-in hardware pouch and elasticated mesh pocket for your foil wings and gear.

You will also find a non-elasticated mesh pocket in the lid of your travel coffin, perfect for stashing a wetsuit and your favorite accessories.

**5'4"**  
**1680 x 700 x 250mm**  
**Volume: TBC**  
**Weight: TBC**

**5'10"**  
**1820 x 765 x 250mm**  
**Volume: TBC**  
**Weight: TBC**



## TRAVEL COFFIN 145

**Compact wheel system.**

**Optional clip on duffel bag.**

**Made from 600D Nylon.**

The Travel Coffin TT 145 is highly durable, well padded, and features a compact wheel system for ease of use while travelling. Equipped with a series of compression straps to keep your gear compact, the bag can also be rolled up, secured, and packed away when not in use. When travelling with more than one of our travel bags, the additional extra-length compression straps are conveniently designed to secure the bags when stacked one on top of each other.

**4'9" TRAVEL COFFIN**  
**1500 x 450 x 250mm**

**Volume: 150 L**  
**Weight: 3584g**



## DUFFEL BAG

**SMALL & MEDIUM**

**Premium duffel bag.**

**Clip on modular system.**

**Made from 600D Nylon.**

The Duffel Bag is a highly durable daily carry system. Equipped with a series of compression straps to keep your gear compact, the bag is part of a modular system, compatible with the travel coffin range.

When traveling with more than one of our bags, the additional extra-length compression straps are conveniently designed to secure the bags when stacked one on top of each other.

**2'5" DUFFEL BAG**  
**780 x 500 x 300mm**

**Volume: 115 L**  
**Weight: 810g**

**2'0" DUFFEL BAG**  
**640 x 450 x 300mm**

**Volume: 85 L**  
**Weight: 703g**



## FOILBOARD BAG

- Padded single foilboard bag.**
- Split tail mast integration.**
- Outer made from recycled material.**

The Foilboard bag is a well-padded everyday carry bag. Suitable for a range of sizes, each bag is equipped with a compression strap to keep your board secured.

The outer material is made from recycled Waste to Wear material, and features a split tail to allow you to slide your board into the bag without removing your foil and mast assembly.

Fitted with heavy-duty, non-corrosive zippers and buckles, this foilboard bag is the perfect solution for your everyday carry.

<b>4'0" - 4'8"</b>	<b>5'0" - 5'4"</b>	<b>5'5" - 5'9"</b>	<b>5'10" - 6'2"</b>
1470 x 570 x 80mm	1660 x 680 x 100mm	1830 x 790 x 110mm	1940 x 850 x 130mm
Volume: 45L	Volume: 83L	Volume: 115L	Volume: 145L
Weight: 1305g	Weight: 1605g	Weight: 1850g	Weight: 2098g



## 6'0" SURFBOARD BAG

- Padded single surfboard bag.**
- Outer made from recycled material.**
- Heavy-duty zippers.**

The Single Surfboard Bag is a well-padded classic surf bag.

The outer material is made from recycled Waste to Wear material, and features a reflective backing material to prevent your board from overheating.

Fitted with heavy-duty, non-corrosive zippers and buckles, the Single Surfboard Bag is the perfect solution for your everyday carry.

<b>6'0" SURFBOARD BAG</b>	<b>Volume: 45L</b>
<b>1820 x 630 x 50mm</b>	<b>Weight: 1490g</b>



## COMPACT FOILBOARD BAG

- Padded single foilboard bag.**
- Split tail mast integration.**
- Outer made from recycled material.**

The Compact foilboard bag is a well-padded everyday carry bag. Suitable for a range of sizes, the Compact bag is equipped with a compression strap to keep your board secured.

The outer material is made from recycled Waste to Wear material, and features a split tail to allow you to slide your board into the bag without removing your foil and mast assembly. Fitted with heavy-duty, non-corrosive zippers and buckles, this foilboard bag is the perfect solution for your everyday carry.


<b>4'6" - 5'2"</b>	<b>Volume: 110L</b>
<b>1640 x 810 x 120mm</b>	<b>Weight: 1750g</b>



Foilboard Bag featuring a split tail for easy mast integration.



# WATER SAFETY



**NEW**

# TRANSIT FLOATATION VEST

**CE Certified Personal Floatation Device.**

**Integrated hydration bladder & stash pouch.**

**Adjustable waist & shoulder straps.**

The Transit floatation vest is a CE Certified Personal Floatation Device (EN ISO 12402 – 5), with a performance Level 50 buoyancy aid rating.


The Transit is optimized for paddle sports with its high cut, and integrated hydration bladder. Featuring a chest pocket to hold your essentials when paddling for a long period of time or competing in races, and a dual

side strap closure to make sure the vest stays fastened at all times.

The adjustable waist and shoulder straps allow for maximum comfort for users of all sizes, as well as riders wearing varied protection when on the water.

**S - M**

**L - XL**



# CONTACT IMPACT VEST

**Side-entry impact vest.**

**Harness Panel with reduced waist padding.**


**Upper back & rib cage impact protection.**

The Contact impact vest features foam shock panels in a highly flexible package, providing added protection to the upper back and rib cage. With reduced padding around the waist, it is perfectly compatible with any waist harness.

In conjunction with the ergonomic panel layout, the side-entry zip closure removes the bulk from the chest panel for added flexibility and a snug fit.

**XS / S / M / L / XL / XXL**

**Please Note:** This is an impact vest and not a floatation device or buoyancy aid.



# RIOT HELMET

**CE Certified for watersports use (CE 1385).**

**Rear dial fit-adjuster & fit pad kit.**

**Detachable ear covers - sold separately.**

Channelling the crossover athlete, the Riot helmet is manufactured in collaboration with Predator Helmets to bring you a CE Certified helmet suitable for park, cable, and kiting.

With a rear dial fit-adjuster, additional pads, and the optional detachable ear covers, you can customize the helmet to give you a good, snug, fit.

**S - M**

**L - XL**

The Riot features 12 vents for great drainage to reduce water retention, and a hard shell for impact resistance, keeping your head in one piece.



Gray



Black



Teal

# RIOT IMPACT VEST

**Side-entry impact vest.**

**Ergonomically shaped foam for flexibility.**

**Upper back & rib cage impact protection.**

The Riot impact vest features foam shock panels in a highly flexible package, providing added protection to the upper back and rib cage, making it perfect for wake, kiting, and foil surfing.

In conjunction with the ergonomic panel layout, the side-entry zip closure removes the bulk from the chest panel for added flexibility and a snug fit.

**XS / S / M / L / XL / XXL**

**Please note:**

This is an impact vest and not a floatation device or buoyancy aid.





# CE FLOATATION VEST

**CE Certified floatation vest.**

**Multisport vest for deep water sports.**

**Chest pocket & lock down webbing loop.**

The CE floatation Vest is a CE Certified Personal Floatation Device (EN ISO 12402 – 5), with a performance Level 50 buoyancy aid rating.

Featuring a chest pocket to hold your essentials when riding for a long period of time or competing in races, and a dual side zip closure to make sure the vest stays fastened at all times. The elastic shoulder straps allow for maximum comfort for all sizes of riders, as well as riders

wearing varied protection when in the water.

This floatation vest is a cross disciplinary vest and is suitable for any water sport, including kiteboarding, windsurfing, and wakeboarding.

The vest features a base webbing loop to lock around your spreader bar hook, preventing the vest from riding up while riding.

**XS - S**

**M - L**

**XL - XXL**



Yellow



Black



Teal

# 6' SEMI-COIL LEASH

**6' x 0.31" (8mm) semi-coil leash.**

**Designed for knee or calf use.**

**Double stainless-steel swivels.**

The 6' Semi-Coil leash provides a unique foil specific solution, where the coils avoid interference with the foil when paddling, and the straight segment prevents the coils from wrapping around your feet and toes when up and riding.

The Velcro knee or calf connection keeps the leash up and out of the water when foiling, while the stainless-steel double swivels keep the leash spinning smoothly to avoid interference.





# APPAREL & WATERWEAR



**NEW**

## AK BOX LOGO TEE

**Box Logo print Tee.**

**100% Organic Cotton.**

**Regular fit.**

The Box Logo Tee is a 100% organic cotton, regular fit tee, featuring a box logo chest print.

**XS / S / M / L / XL**



## BOX LOGO CAP

**Deconstructed 5 panel cap.**

**Woven Label.**

**100% Cotton.**

The Box Logo 5 Panel Cap is a 100% cotton, deconstructed style, featuring a subtle woven label and snapback closure.

**OSFA**



**NEW**

## ARCHETYPE TEE

**Logotype Tee with back print.**

**100% Certified Organic Cotton.**

**Regular fit.**

The Archetype Tee is a 100% organic cotton, regular fit tee, featuring a logotype chest print and large graphic back print.

**XS / S / M / L / XL**



## AK PULLOVER

**Woven Label.**

**100% Certified Organic Cotton.**

The AK Pullover is made from 100% certified organic cotton. This regular fit pullover features a small embroidered AK chest logo.

**S / M / L / XL**



**NEW**

## ARCHETYPE HOODIE

**Logotype hoodie.**

**100% Certified Organic Cotton.**

**Front pocket.**

The Archetype Hoodie is made from 100% certified organic cotton. This regular fit hoodie features a logotype chest embroidery, and front pocket.

**S / M / L / XL**



## AK SOCKS

**Classic premium sock.**

**Jacquard AK logo.**

**Cotton Polyester Spandex blend.**

Represent your crew in style with our classic premium crew socks, featuring a jacquard AK logo. Made from 75% cotton, 15% polyester, and 10% spandex for the perfect blend of comfort and utility.

**OSFA**

23  
24

